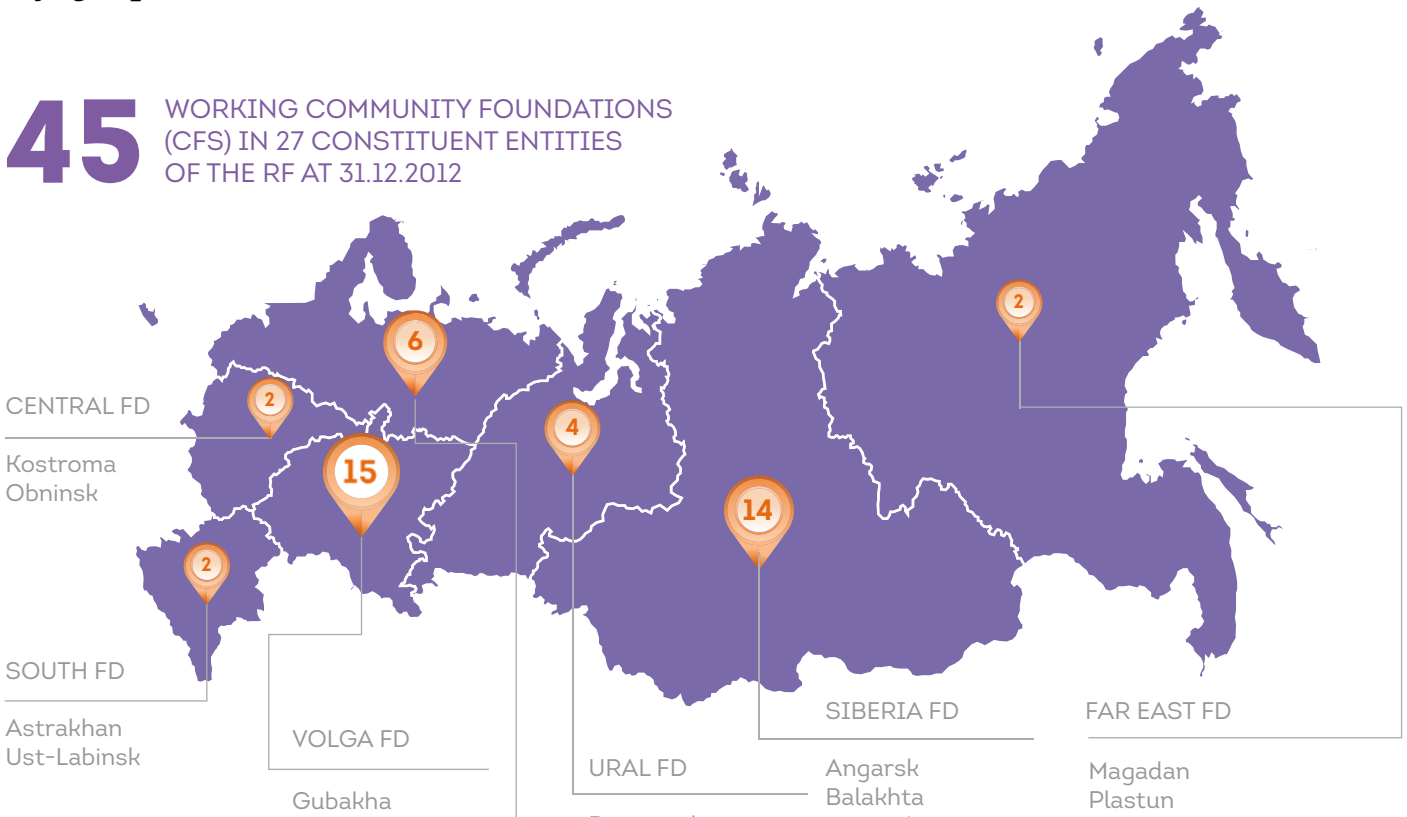


# COMMUNITY FOUNDATIONS IN RUSSIA

Infographics 2003–2012

**45** WORKING COMMUNITY FOUNDATIONS (CFS) IN 27 CONSTITUENT ENTITIES OF THE RF AT 31.12.2012



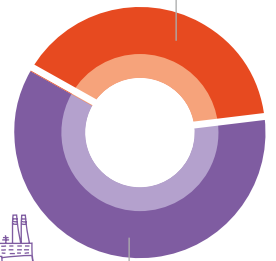
**12**  
YOUTH BANKS  
ARE WORKING  
AND DEVELOPING

THE TOTAL  
AMOUNT OF CF  
INVESTMENTS  
IN COMMUNITIES  
(AT 31.12.2013)

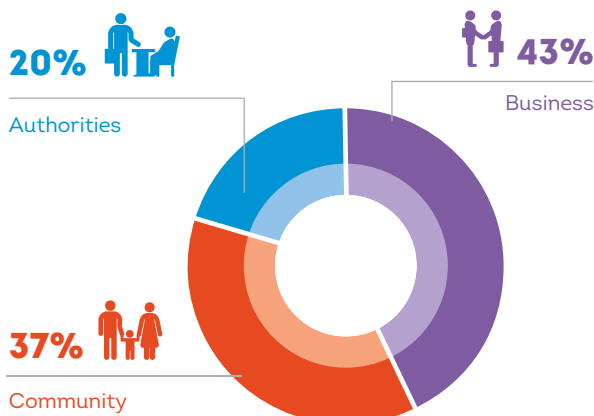
**\$16,5M**

**40%**   
rural funds

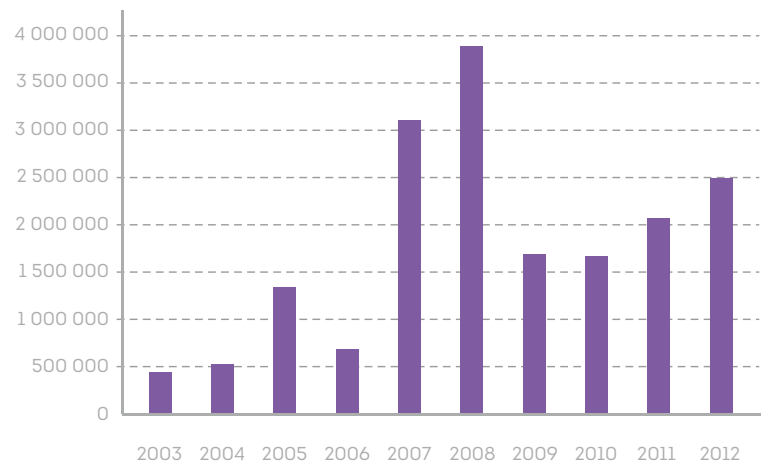
**60%**   
urban funds



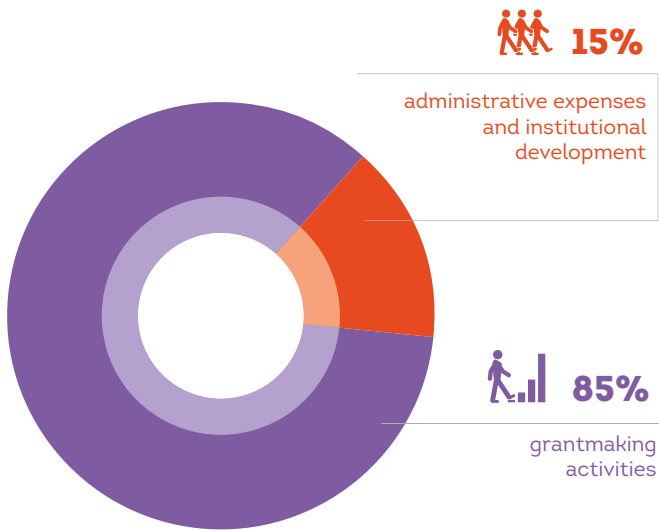
THE STRUCTURE AND COMPOSITION OF CF GOVERNANCE BODIES



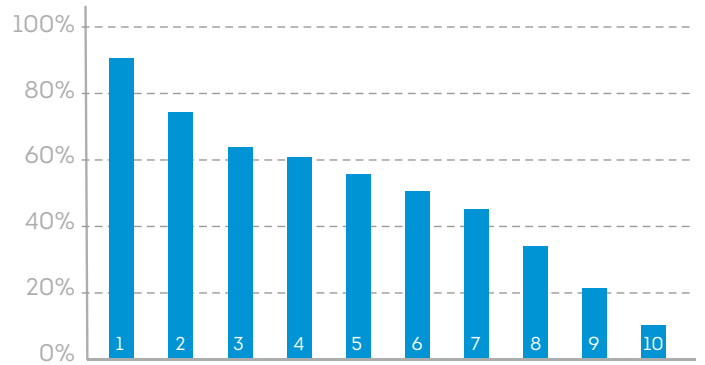
CF INVESTMENTS IN COMMUNITIES



## DISTRIBUTION OF RESOURCES



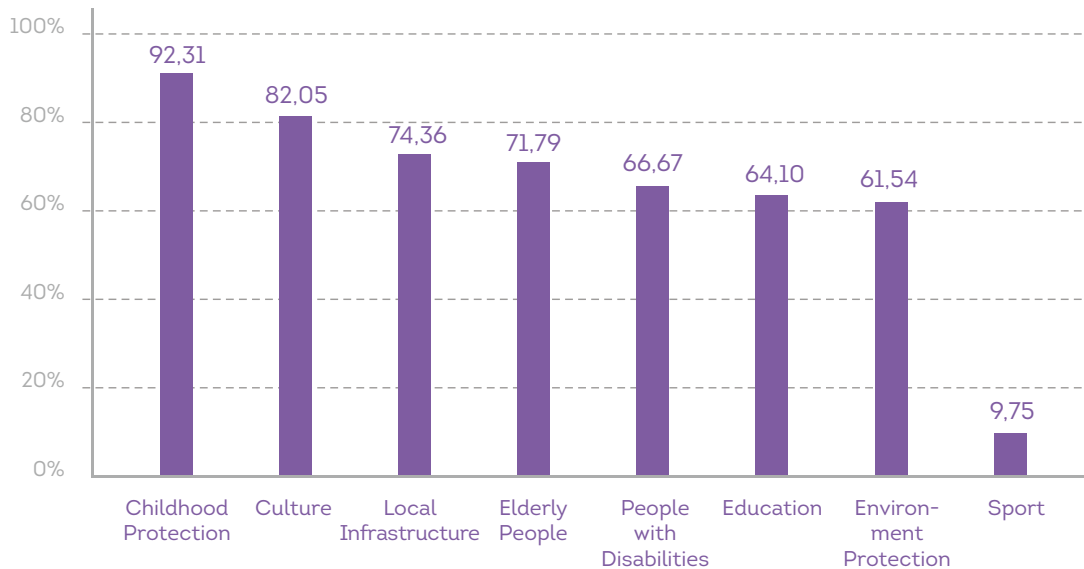
## FINANCING SOURCES AND MECHANISMS



- 1 - Private Donations
- 2 - Charitable Appeals
- 3 - Programme and Competition Management
- 4 - State Subsidies/Grants

- 5 - Corporate Resources
- 6 - International Grants
- 7 - Donation Boxes
- 8 - Individual Funds
- 9 - Online Donations
- 10 - Family Funds

## AREAS OF SUPPORT



**94%**

CFS SUPPORT INITIATIVE GROUPS

OVER

**500**

GRANT COMPETITIONS HELD

OVER

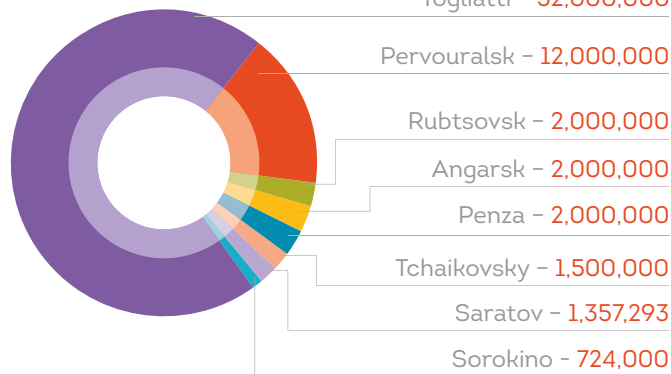
**4000**

PROJECTS SUPPORTED IN 2003-2012

## CF ROLE IN COMMUNITIES

- Building social capital
- Center of local development and fundraising
- Development of civic activism
- Creating new traditions
- Formation of the sense of responsibility and engagement
- Center of knowledge about the community
- Development of horizontal connections between various stakeholder groups
- Place for negotiations: local administration-business-community

## RESOURCE CAPITAL OF COMMUNITY FOUNDATIONS - RUB 73,581,293



## REGIONAL INTERREGIONAL

- URAL
- ALTAI
- NORTH-WEST
- VOLGA
- BAIKAL
- CF ALLIANCES**
- PERM
- VYATKA
- IRKUTSK